



IACPM and RMI
Credit Portfolio Management
Educational Workshop
August 1, 2023

Vivek Chandiramani	Kenji Matsumoto
Awbury	MUFG
Joicy Dinh	Victor Ong
Deutsche Bank	AXIS Capital

www.iacpm.org

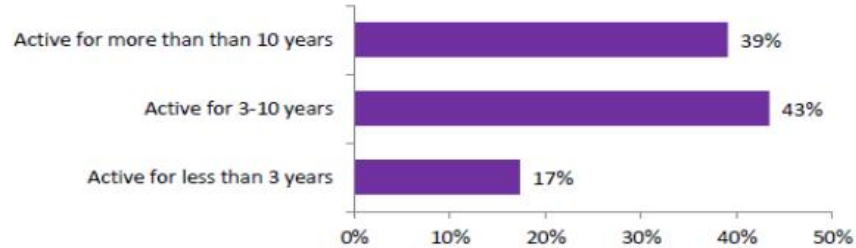
Survey



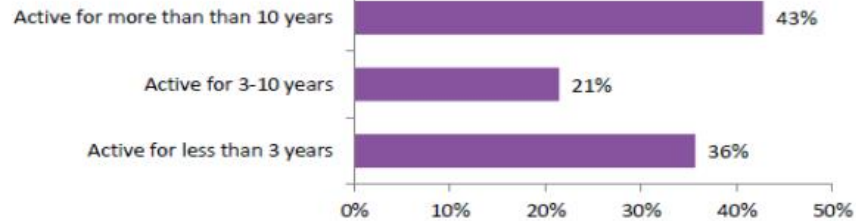
Credit Risk Insurance Experience

Credit Risk Insurance Experience

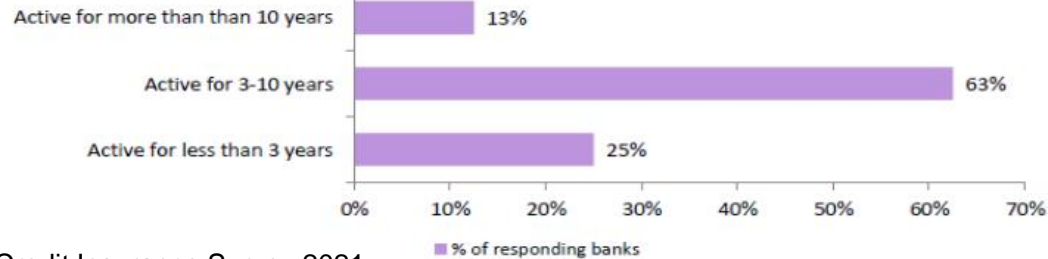
EMEA Region
(N = 23)



Americas Region
(N = 14)



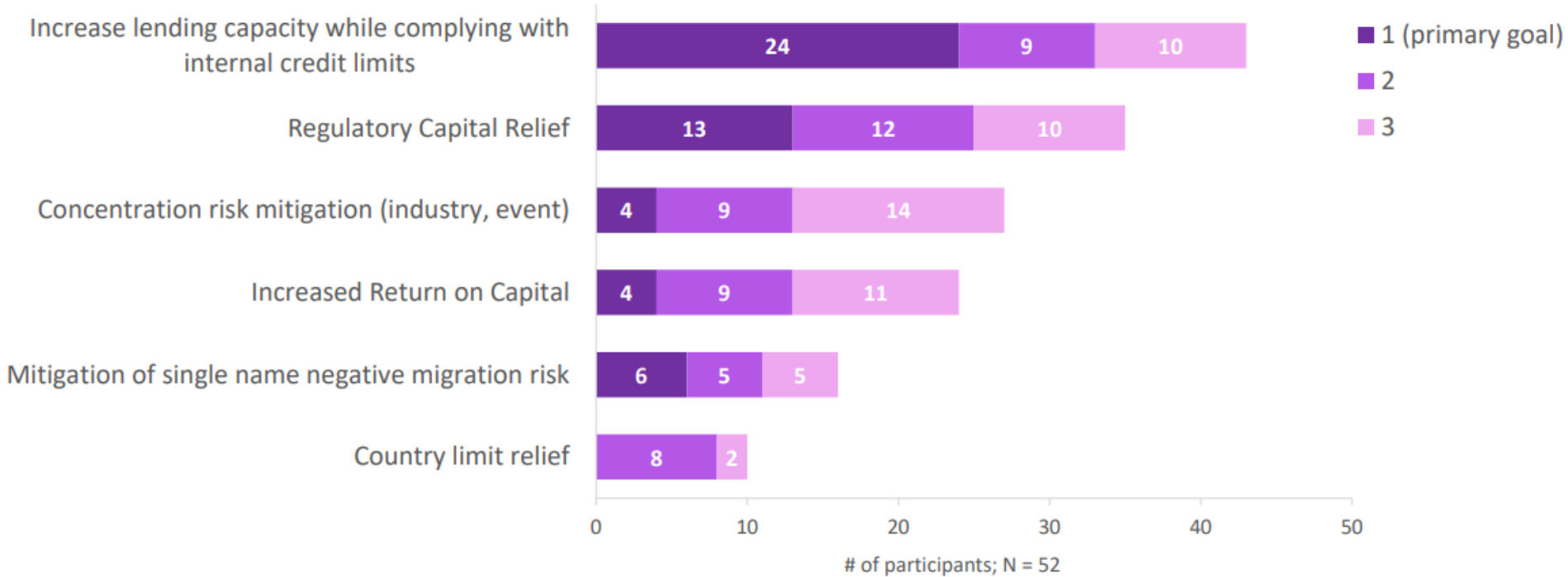
Asia/Australia
Region
(N = 8)



Source: IACPM-ITFA Private Credit Insurance Survey 2021

Rationale

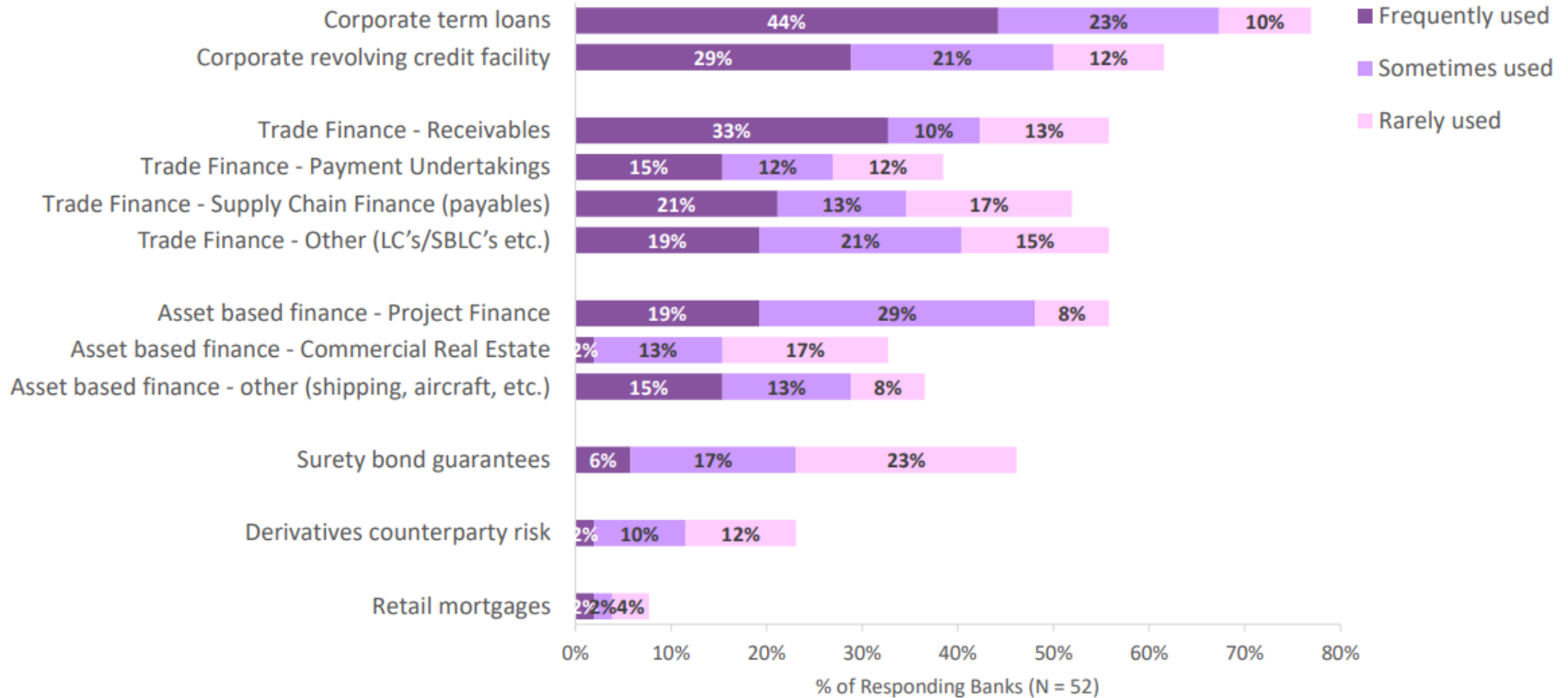
Rationale



Source: IACPM-ITFA Private Credit Insurance Survey 2021

Product Applications

Product Applications



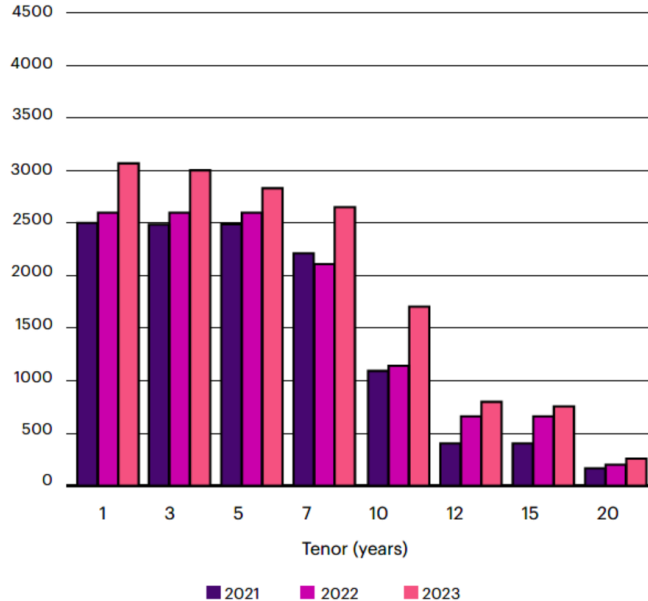
Source: IACPM-ITFA Private Credit Insurance Survey 2021

Capacity

Capacity

Transactional Credit Capacity (by Tenor)

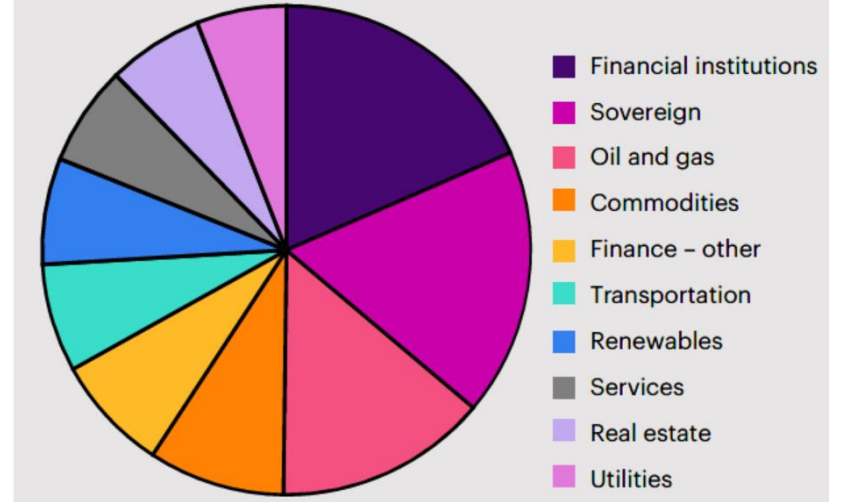
Total Estimated Capacity (Millions \$)



Source: Credit and Political Risk Insurance Capacity Survey and Market Update March 2023, WTW

Industries covered (2022)

Top 10 industries by exposure as at 31 January 2023



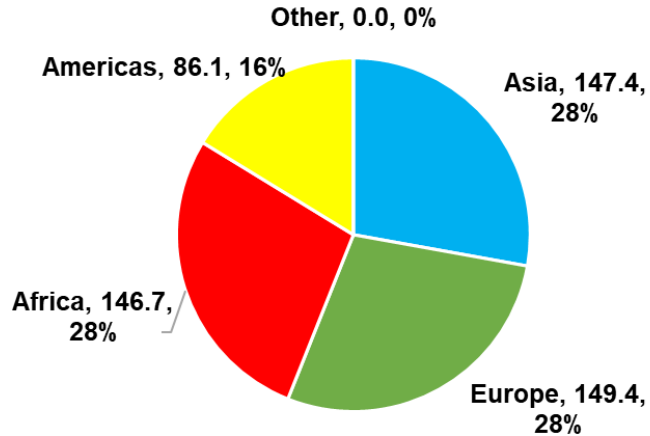
Source: Credit and Political Risk Insurance Capacity Survey and Market Update March 2023, WTW

Disclaimer: This publication (Credit and Political Risk Insurance Survey and Market Update, March 2023) offers a general overview of its subject matter. It does not necessarily address every aspect of its subject or every product available in the market. It is not intended to be, and should not be, used to replace specific advice relating to individual situations and we do not offer, and this should not be seen as, legal, accounting or tax advice. If you intend to take any action or make any decision on the basis of the content of this publication you should first seek specific advice from an appropriate professional. Some of the information in this publication may be compiled from third party sources WTW consider to be reliable, however we do not guarantee and are not responsible for the accuracy of such. The views expressed are not necessarily those of WTW.

Claims

Claims Data

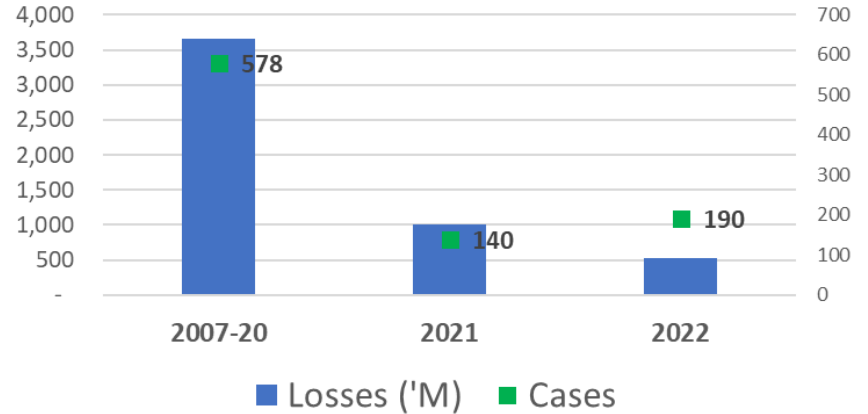
2022 Amount Claimed (USD'm), Breakdown by Region



\$529M of Claims and 100% Settled on time and in full

Source: Claims Survey 2022, A2Z Risk Services Limited

Claim Data



2018-20: 100% settled, 2021: 100% Settled, 2022: 100% Settled

Source: Claims Survey 2020, 2021, 2022, A2Z Risk Services Limited